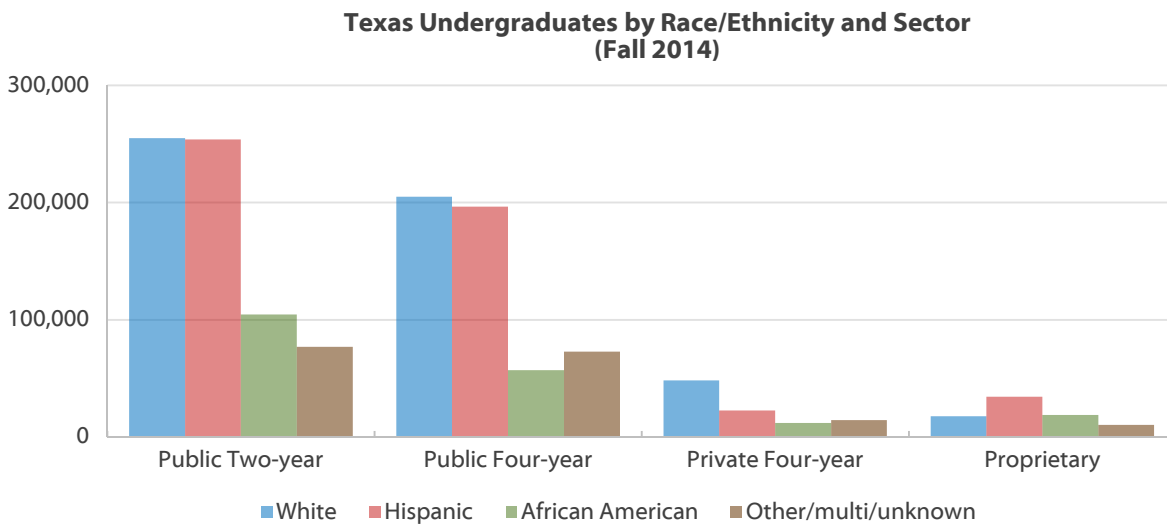
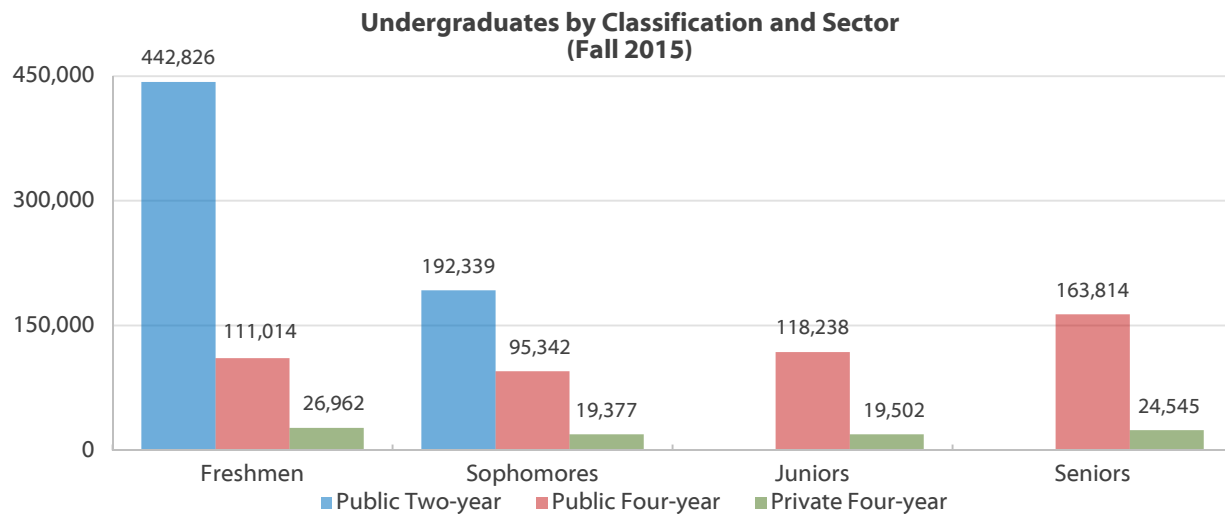


SECTION 3

Profile of Texas College Students

Most Undergraduates in Texas Attend Two-year Institutions



Public colleges and universities in Texas enrolled 1,337,724 undergraduate and 122,066 graduate students in fall 2015 (THECB; 2014 data above are from IPEDS to include proprietary institutions). Across all races/ethnicities, the number of undergraduates at public two-year institutions in Texas exceeds the number at public four-year institutions and far exceeds the number at private institutions, especially for freshmen. In fact, 80 percent of all freshmen attending Texas public institutions of higher education in fall 2015 were enrolled at two-year colleges (up from 76 percent in fall 2000), and only 20 percent were enrolled at four-year universities.

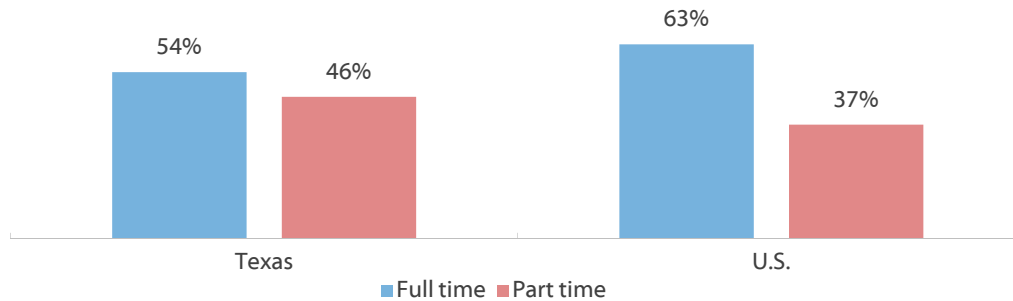
Texas colleges and universities are exceptionally diverse. While White students represent a plurality at all but proprietary institutions, they are not the majority of students in any sector.

Sources: Enrollment by classification: Texas Higher Education Coordinating Board (THECB), Texas Higher Education Data, Profile Reports Electronically Produced (PREP), Enrollment Statewide by Institution Type and Classification (http://www.txhighereddata.org/Interactive/PREP_New/). Enrollment by race (fall 2014): U.S. Department of Education, National Center for Education Statistics, Integrated Postsecondary Education Data System (IPEDS) 2014 (<http://nces.ed.gov/ipeds/>); Enrollment by race (fall 2015): Texas Higher Education Coordinating Board (THECB) 2016 higher Education Almanac Institutional Comparison Sheets (<http://www.thecb.state.tx.us/index.cfm?objectid=A44B548A-E50C-8417-E09BF83FC11EA1EF>).

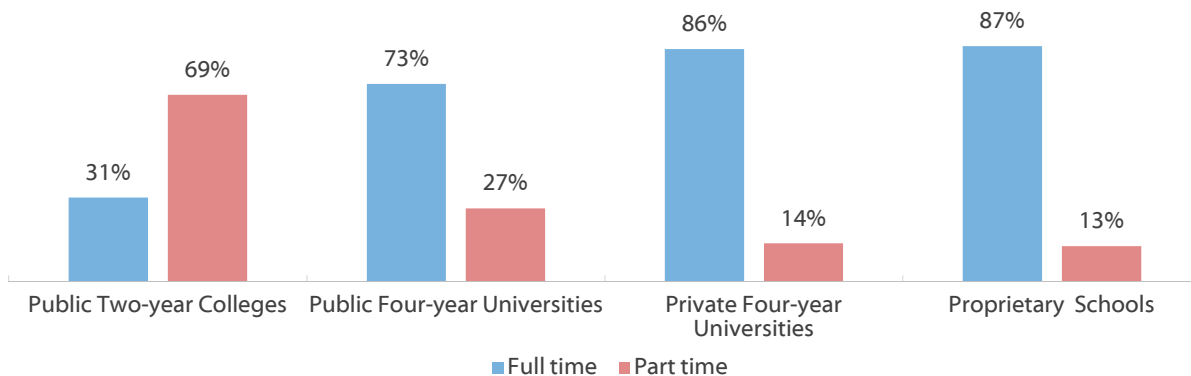


Nearly Half of Undergraduates in Texas Enroll in School Part Time

Enrollment Intensity of Undergraduates in Texas and the U.S. (Fall 2014)



Enrollment Intensity of Undergraduates in Texas by School Sector (Fall 2014)



Part-time enrollment is more common in Texas than in the nation as a whole. As of fall 2014 about 54 percent of undergraduates in Texas were classified as full-time students. Full-time attendance is most common at proprietary colleges, followed closely by private four-year universities, then public four-year universities. At public two-year colleges, the largest sector by enrollments, only about a third of students attend full-time. Reasons for part-time enrollment vary but may pertain to financial concerns, like having limited funds for school expenses, trying to avoid student loans, or working more to provide for oneself and/or family. For several reasons, students who attend part-time are more likely to drop out of school.

More current Texas Higher Education Coordinating Board data on enrollment intensity, which show an increase in part-time enrollment at community colleges and decrease at universities, may indicate that students who have greater financial need and/or work more hours are increasingly likely to enroll at community colleges.

Enrollment Intensity of Undergraduates in Texas by Sector (Fall 2015)

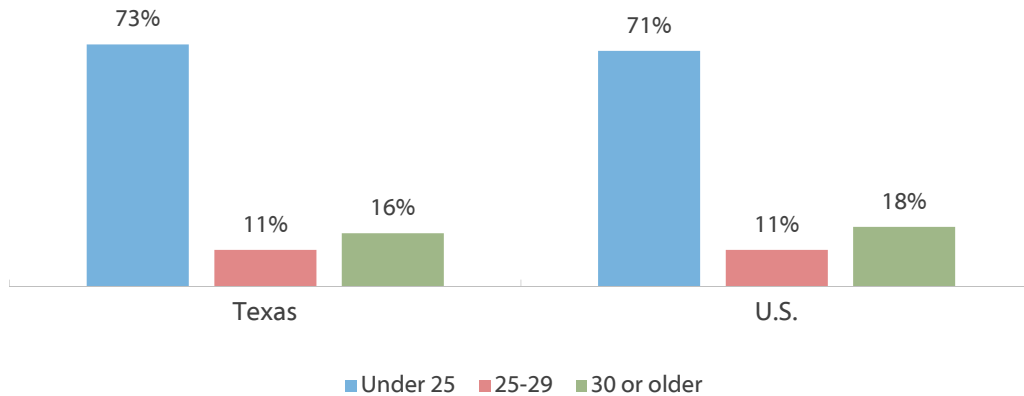
Sector	% Part-time	% Full-time	# Part-time (approx.)	# Full-time (approx.)	Total
Public Two-year	75%	25%	542,059	176,490	718,549
Public Four-year	23%	77%	141,172	478,003	619,175

Source: U.S. Department of Education, National Center for Education Statistics, Integrated Postsecondary Education Data System (IPEDS) 2014 (<http://nces.ed.gov/ipeds/>); Fall 2015: Texas Higher Education Coordinating Board (THECB) 2016 higher Education Almanac Institutional Comparison Sheets (<http://www.thecb.state.tx.us/index.cfm?objectid=A44B548A-E50C-8417-E09BF83FC11EA1EF>).

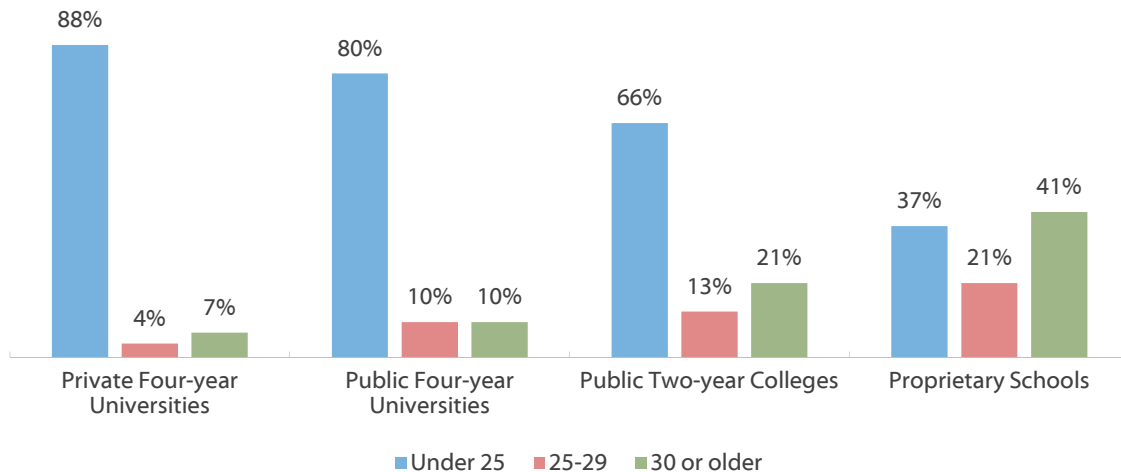


Over 25 Percent of Undergraduates in Texas Are Age 25 or Older

**Age of Undergraduates in Texas and the U.S.
(Fall 2014)**



**Age of Undergraduates in Texas by School Sector
(Fall 2014)**



Of all Texas undergraduates in fall 2014, 73 percent were under age 25, 11 percent were between age 25 and 29, and 16 percent were age 30 or older. In the U.S. as a whole, older undergraduates are marginally more common, with 71 percent of fall 2014 undergraduates under the age of 25, 11 percent between age 25 and 29, and 18 percent age 30 or older.

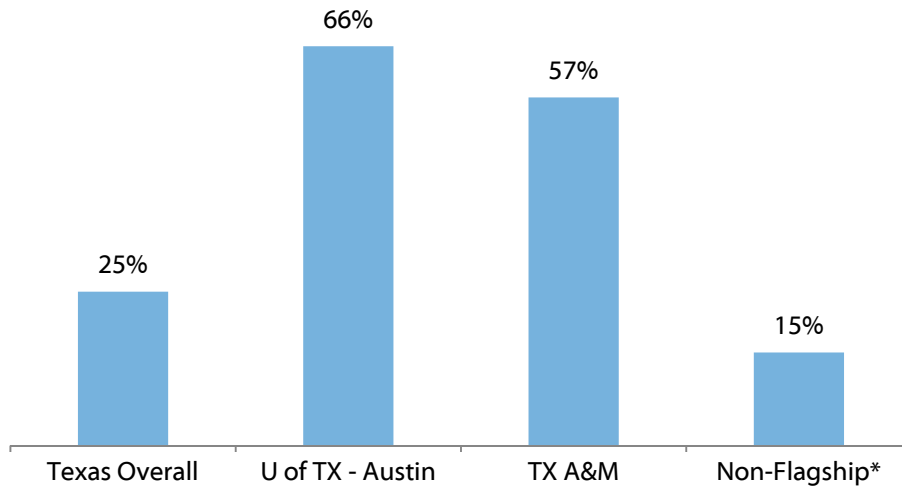
About four in five undergraduates at public four-year universities and almost nine out of ten at private four-year universities are under the age of 25. At public two-year colleges, 66 percent of students are under age 25. Proprietary schools and public two-year colleges have higher percentages of older undergraduates. About 41 percent of undergraduates at proprietary schools and 21 percent of undergraduates at public two-year colleges are age 30 or older.

Source: U.S. Department of Education, National Center for Education Statistics, Integrated Postsecondary Education Data System (IPEDS) 2014 (<http://nces.ed.gov/ipeds/>).



About 75 Percent of Students at Texas Public Universities Were Not in the Top 10 Percent of Their High School Class

Percentage of Top 10% Admits Among First-Time Texas Public Four-Year University Students (Fall 2015)



While the majority of first-time students at Texas' two public flagship universities – the University of Texas at Austin and Texas A&M University – are drawn from the top ten percent of Texas high school classes, the far majority of students at Texas public universities are not. Top ten percent graduates account for about 25 percent of all first-time Texas public university students and only about 15 percent* of first-time students at the non-flagship universities, which account for about 82 percent of all Texas public university undergraduates. In fact, while top ten percent graduates are somewhat more likely than other students to enroll at a public university, they are in the minority at all non-flagship institutions.

As of fall 2015, 25.3 percent of first-time public university students were top ten percent admits. Only one out of 34** non-flagship public universities exceeded this proportion: the University of Houston, at 26.9 percent. Three others exceeded 20 percent: the University of Texas at Dallas (24.8%), the University of Texas at Arlington (23.9%), and the University of Texas of the Permian Basin (22.2%).

Eleven public universities had first-time classes whose share of top ten percent enrollment was less than ten percent.

*Estimate based on applying the percentage of top ten percent graduates among first-time students to the number of enrolled freshmen-level students.

**This is the number of non-flagship public universities for which the THECB had data on the percentage of top 10 percent enrollments. There are 39 Texas public universities in total.

Sources: Texas Higher Education Coordinating Board (THECB) 2016 higher Education Almanac Institutional Comparison Sheets (<http://www.thecb.state.tx.us/index.cfm?objectid=A44B548A-E50C-8417-E09BF83FC11EA1EF>); Non-flagship estimate: Texas Higher Education Coordinating Board (THECB), Texas Higher Education Data, Profile Reports Electronically Produced (PREP), Enrollment Statewide by Institution Type and Level (http://www.txhighereddata.org/Interactive/PREP_New/).

